

A short guide for visiting CMI in Prague

Content

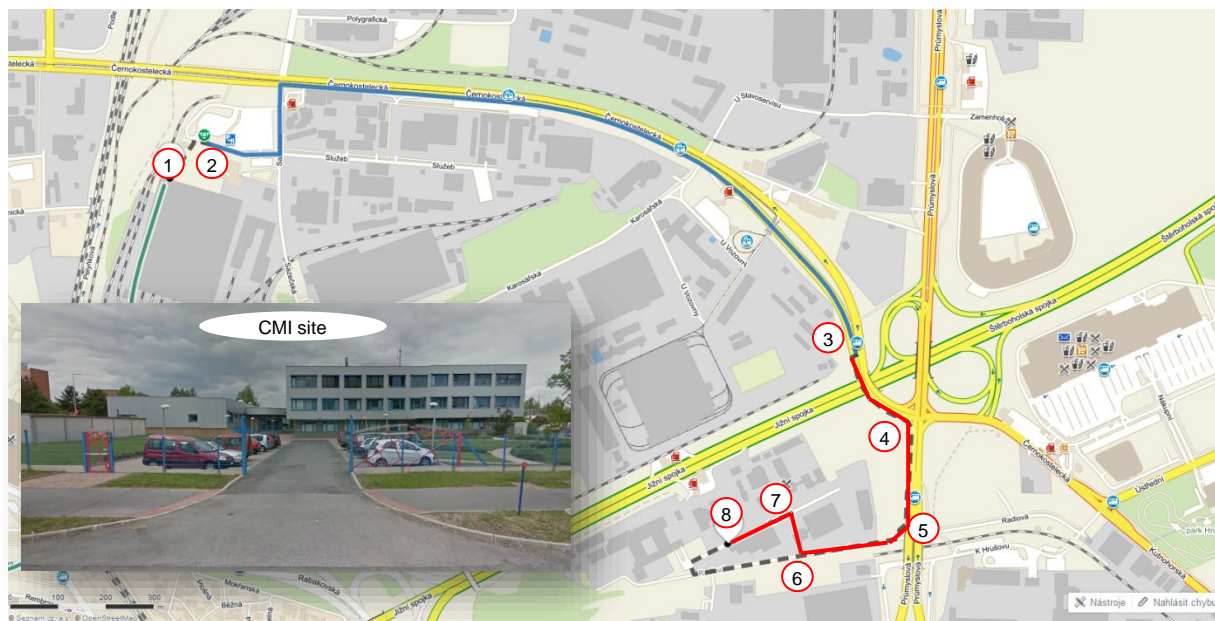
1	How to get to CMI site Radiova 1136/3, 102 00 Prague	2
1.1	Access by public transportation system	2
1.2	Access by car	3
2	How to get to CMI site Hvoždanská 2053/3, 148 00 Prague	4
3	Travel info	5
3.1	Currency	5
3.2	Public transportation system	5
3.3	Transportation from the airport to downtown	5
3.4	Transportation by car	5
3.4.1	Highways	5
3.4.2	Parking at Prague	5
3.5	Bike rentals	5
3.6	Meals	6
3.7	Accommodation	6
3.7.1	Hotels near CMI site Radiova 1136/3, 102 00 Prague	6
3.7.2	Hotels near CMI site Hvoždanská 2053/3, 148 00 Prague	6

1 How to get to CMI site Radiova 1136/3, 102 00 Prague

1.1 Access by public transportation system

- 1) Left subway final stop „*Depo Hostivař*“ (green line „*A*“)
- 2) **Take a bus No. 163 (direction „*Sídliště Rohožník*“)** or 208 (direction „*Obchodní centrum Štěrboholy*“) or 229 (direction „*Královice*“)
- 3) **Left the bus at 3rd station „*Průmyslová*“** (you have to announce to bus driver your exit before this bus stop by a signal button on a handrail)
- 4) **Cross the bridge on „*Černokostelecká*“ street and continue to the „*Průmyslová*“ street on the right**
- 5) **Behind bus stop „*Radiová*“** turn right and **go downstairs** to „*Radiová*“ street. Go forward.
- 6) Take a small side street between fences of „*Weber*“ and „*K&V elektro*“ companies on the right
- 7) Turn left on main street „*Radiová*“
- 8) After 200 m, there is CMI *Radiová* site on the right. The reception is in the building on the right behind the front block of CMI site.

Notice: for travel by subway yellow line „*B*“, left subway at stop „*Vysočanská*“, take a bus No. 183 (direction „*Háje*“), left the bus at 9th station „*Radiová*“ (you have to announce to bus driver your exit before this bus stop by a signal button on a handrail) and follow the above itinerary from step No. 5.

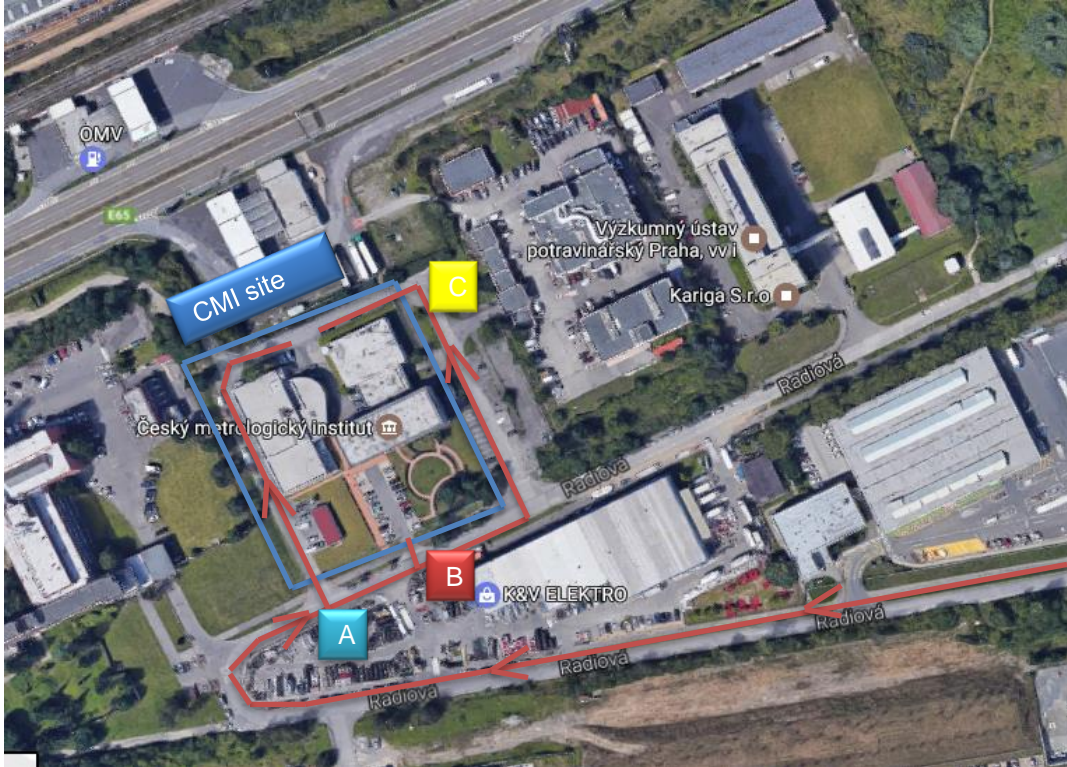


1.2 Access by car

Entrance A (blue) – vans, cars parking + load/unload

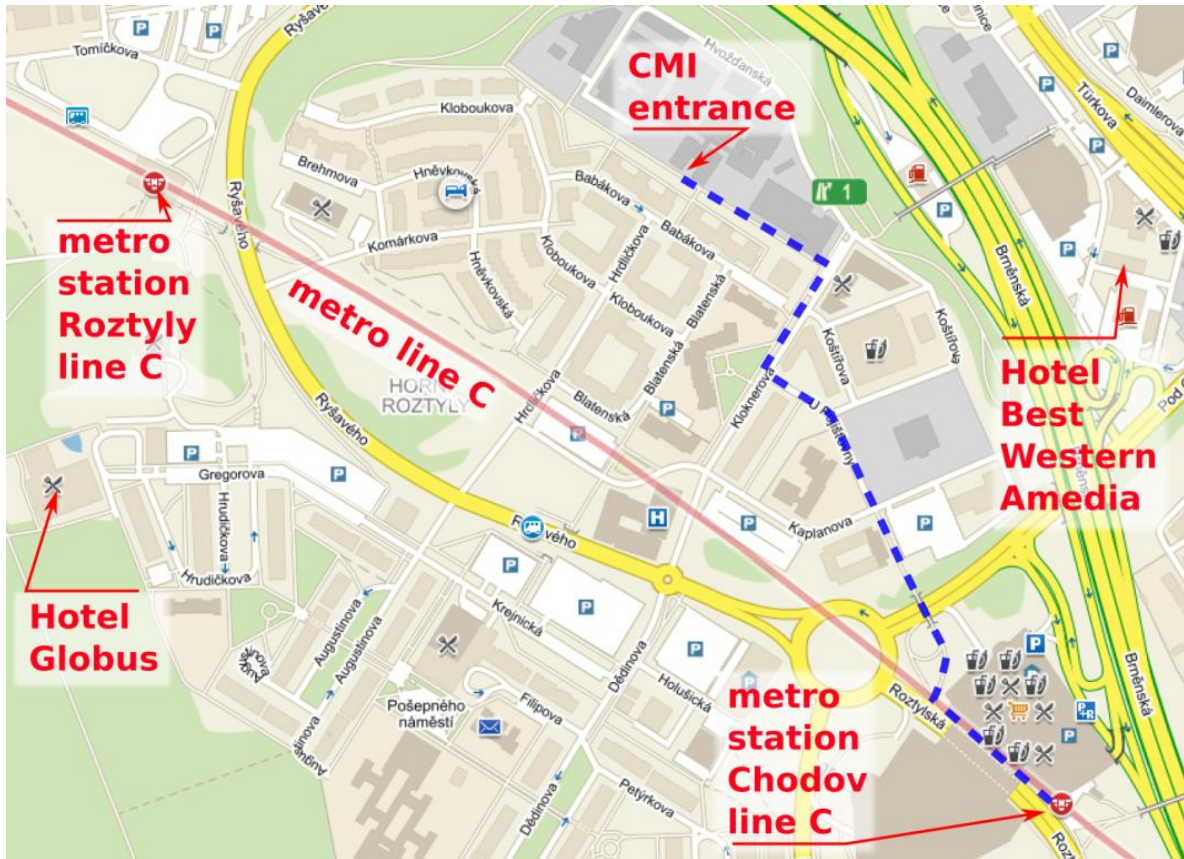
Entrance B (red) – customer's cars parking

Entrance C (yellow) – vans, cars parking + load/unload



2 How to get to CMI site Hvožd'anská 2053/3, 148 00 Prague

In the map are marked CMI entrance with subway stations and nearest hotels for CMI Hvožd'anská.



3 Travel info

3.1 Currency

The official currency is czech crown (CZK) . 1 EUR ~ 26 CZK. In many supermarkets and restaurants in downtown, you can pay in EUR (with adverse rate, usually). Credit cards are applicable in most restaurants and in nearly any shop.

3.2 Public transportation system

It is very common to use public transportation system. Only in rush-hours one can get delays up to 15 minutes on buses. Subway and trams are very precise. Googlemaps are very helpful in finding the right way.

Subway is operating from 5:00 am till 11:59 pm at least. Buses and trams operation time differs for each line. Few trams and buses are operating after midnight too.

Public transportation for 90 minutes costs 32 CZK. For 30 minutes about 24 CZK, 1 day (24 hours) 110 CZK, 3 days 310 CZK. You can swap lines anytime. You have to validate the ticket at first use in validator machine near entrance to the subway or inside bus/tram.

On bus stop at airport and at few places in downtown one can find ticket machine for credit cards. Otherwise, you have to buy tickets at coin machines in subway stations or at tobacco shops (cash/credit card)

3.3 Transportation from the airport to downtown

Get a bus 119 near airport terminal and go to subway "A" station "Nádraží Veveřská." Then, take a subway.

When you prefer taxi, you can get some for price lower than 700 CZK. Ask in advance for price. Pre-ordered taxis have fixed price for Airport-downtown journey for about 500 CZK.

3.4 Transportation by car

3.4.1 Highways

Vignette for highways: buy in advance or at border in a shop/gas pump/post office. The price for cars up to 3.5 t is for 10 days 310 CZK, month 440 CZK, year 1500 CZK (prices for year 2018). Details at <http://www.dalnicni-znamky.com/en/>

3.4.2 Parking at Prague

Around Prague are P+R with good and fast connection to downtown. There are no EURO limits for driving car in downtown. For parking check signs and parking machines. Details about parking zones are at <http://www.parkujvklidu.cz/prague-parking/>

3.5 Bike rentals

It is not too much usual to use bikes in Prague, so there is not much special ways for bikers. You have to share roads with cars. In the case, that you prefer bike instead of walking, here is a shop nearest to subway station „Skalka“ (in walking distance):

FAME sport, Úvalská 28, Praha

<http://www.famesport.cz/pujcovna/>

It is opened from 10:30 till 19:30 during working days. The price is very roughly about 80 EUR per 9 days. You have to rent the bike in advance.

3.6 Meals

There is a canteen at CMI Radiová site for lunches only (about 3 EUR)

In Prague, cheapest meal (one dish) for lunch costs about 4 EUR, cheapest dinner meal (one dish) about 6-15 EUR.

3.7 Accomodation

There is plenty of hotels. Check on-line booking portals, e.g. <https://www.booking.com>. Below are some well accessible hotels.

3.7.1 Hotels near CMI site Radiova 1136/3, 102 00 Prague

Clarion Congress Hotel Prague

Freyova 33, 190 00 Prague

<http://www.clarioncongresshotelprague.com/en/reservations/>

Price: standard from 120€, CMI's rates from 85€
(ask for "Český metrologický institut" rates)



Hotel Astra

Mukařovská 1740, 100 00 Prague

<http://www.hotelastra.cz/en/reservation/>

Price: from 60€



3.7.2 Hotels near CMI site Hvožd'anská 2053/3, 148 00 Prague

Hotel Globus

Gregorova 2115/10, 148 00 Prague

Web: <http://www.hotel-globus.cz/en/reservation/>

Price: from 48€



BEST WESTERN Amedia Praha

Turkova 5a/2318, 149 00 Prague

Web: <https://plazahotels.de/en/prague.html>

Price: from 50€



Please consider the environment before printing.