



Pilot Comparison of Time Interval Measurements with High Speed Oscilloscopes – initial results



P. Krehlik, Ł. Śliwczyński
Department of Electronics
AGH University of Science and Technology
Krakow, Poland



A. Czubla, P. Szerk
Time and Frequency Laboratory, Electricity Department
Central Office of Measures (GUM)
Warsaw, Poland



M. Yogun, R. Hamid
Ulusal Metroloji Enstitüsü (UME)
TÜBİTAK
Gebze, Kocaeli, Turkey



K. AlDawood, F. Almuhlaki
A. Aljawan, I. Alboraih
Nationala Measurement and Caibration Center (NMCC)
SASO
Riyadh, Saudi Arabia



B. Pinter
Metrology Department
Slovenian Institute of Quality and Metrology (SIQ)
Ljubljana, Slovenia



M. Marszalec, M. Lusawa
Central Chamber for Telecommunications Measurements
Nationala Institute of Telecommunications (NIT)
Warsaw, Poland

INTRODUCTION

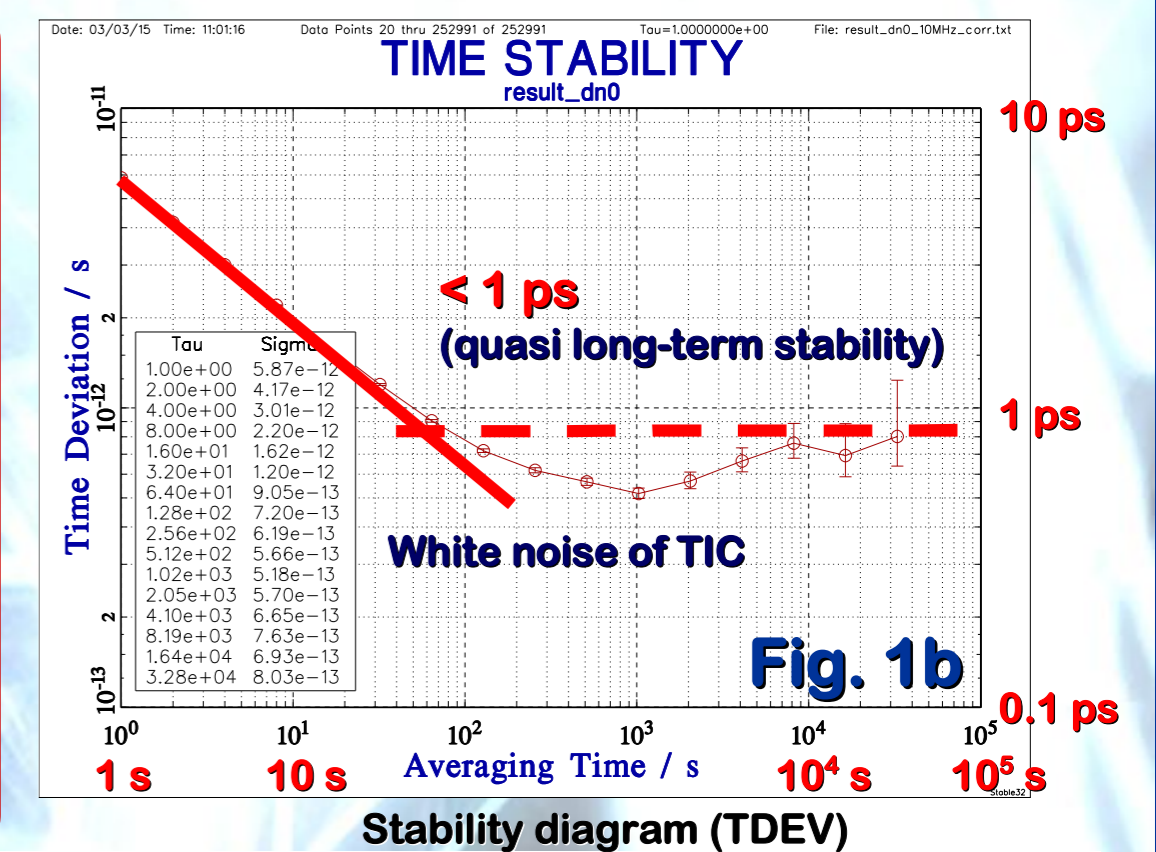
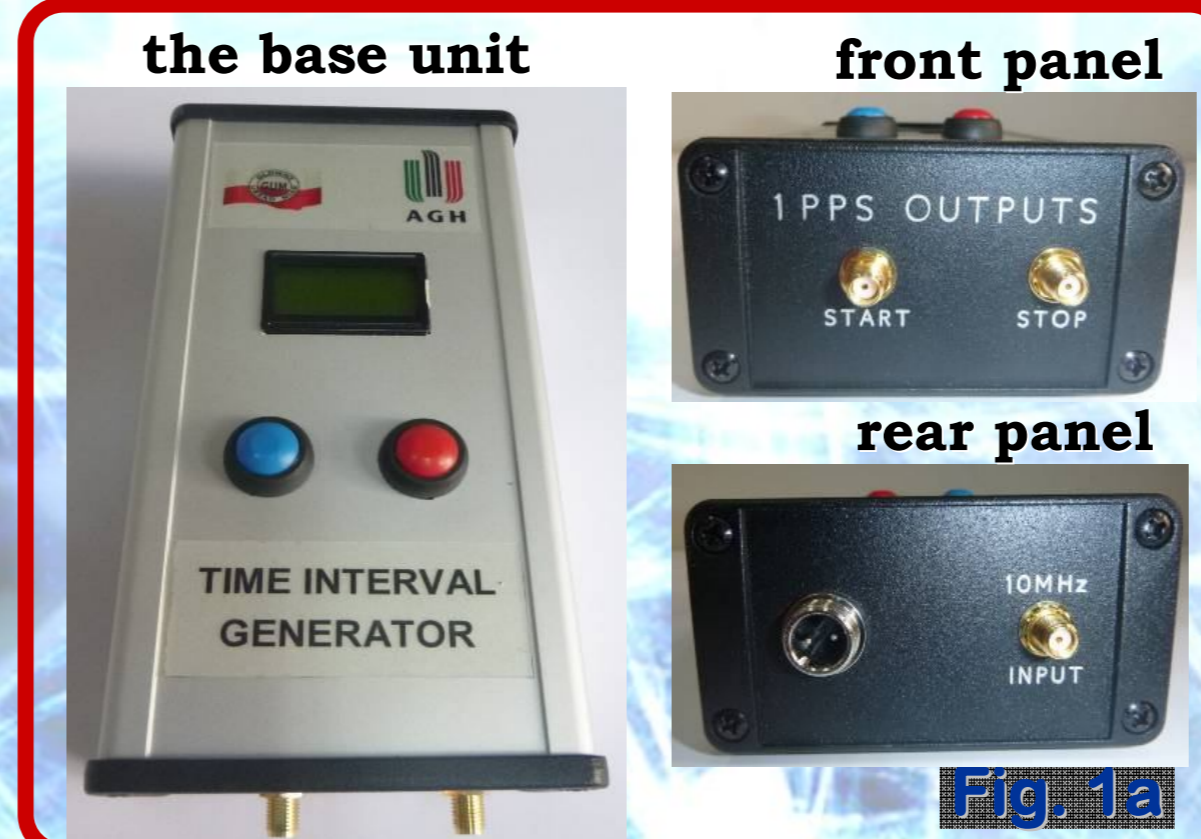
This pilot comparison is realized within the **EURAMET Project #1288** and is aimed to **better characterise** the developed by AGH and GUM **electronic based Time Interval Generator (TIGen) as a time interval standard** for a new Inter-Laboratory Comparison planned as a Supplementary Comparison in the KCDB.

So far, the obtained results for TIGen confirm the stability of generated time intervals at the **single picoseconds level**, but the absolute values of the generated time intervals have not yet been compared between different institutes.

At the same time, high speed oscilloscopes are considered to be ones of the most accurate instruments for precise time interval measurements. So, **this pilot comparison is additionally aimed to verify and confirm the metrological quality of high speed oscilloscopes for absolute time interval measurements.**

The previous experience with a **cable delay measurement within the EUROMET Project #828** showed that a cable delay is **not well-defined measured quantity** and its value is **significantly dependent on the shape of signals used for cable delay measurements.**

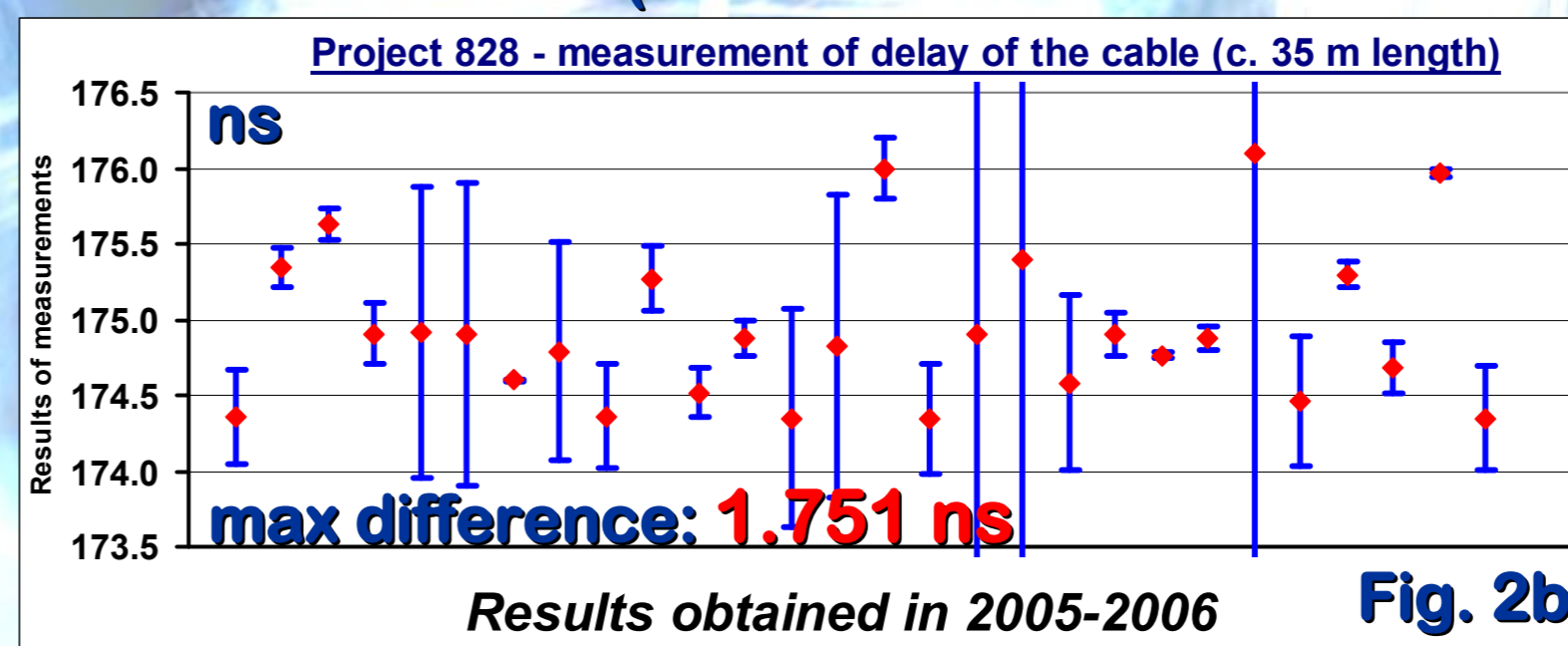
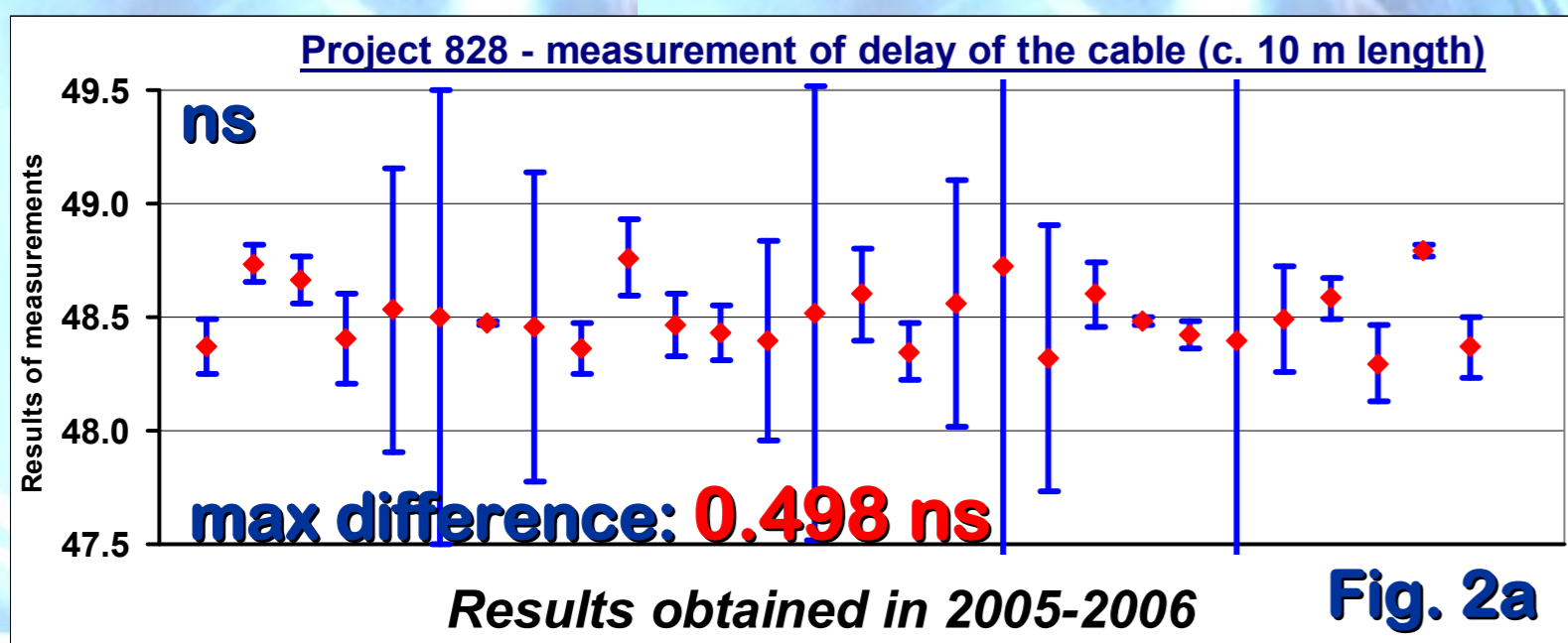
TRAVELLING STANDARD UNDER CHARACTERISATION



The specially developed for TI comparison travelling standard TIGen is an electronic based time interval generator (with PLL lines and programmable logic and internal counters). TIGen generates 127 (randomly selected) different time intervals between 1 pps outputs from about 20 ns to 12 μ s. 1 pps outputs are precisely matched, so the parameters of 1 pps output signals are closely the same. Together with very sharp slopes (rise time < 500 ps), it allows to minimize the undesirable effects of start/stop trigger errors and trigger level timing errors. TIGen **requires 10 MHz input frequency** with fractional frequency not worse than 1E-7 (10 MHz \pm 1 Hz). All signal inputs/outputs are SMA-female connectors.

The assumed stability, repeatability and reproducibility of the phase difference between output signals is at the **level of single picoseconds**. A general view of TIGen and its stability diagram are shown in Fig. 1a and 1b.

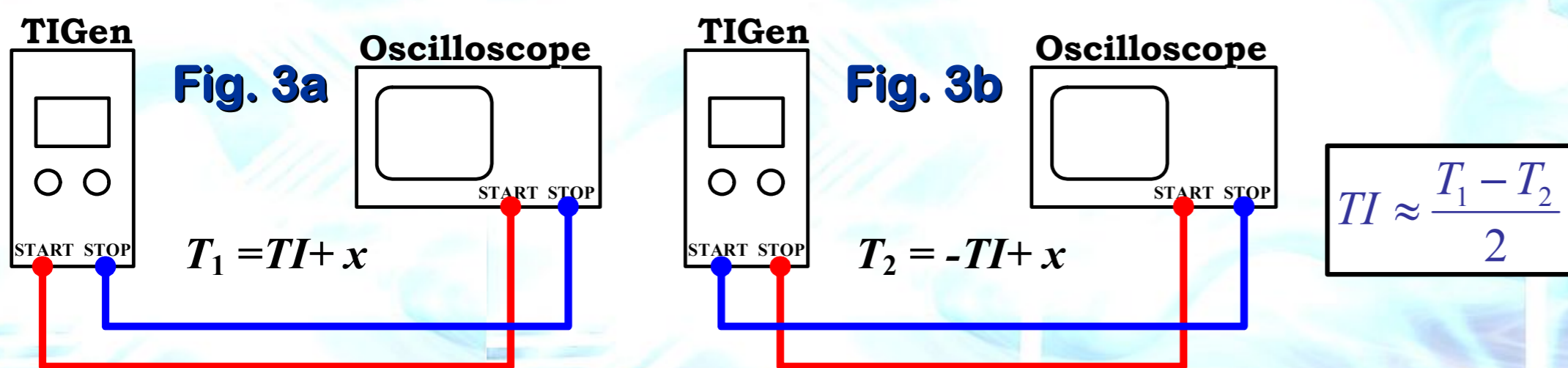
THE PREVIOUS EXPERIENCE WITH CABLE DELAYS MEASUREMENTS (within the EURAMET PROJECT #828)



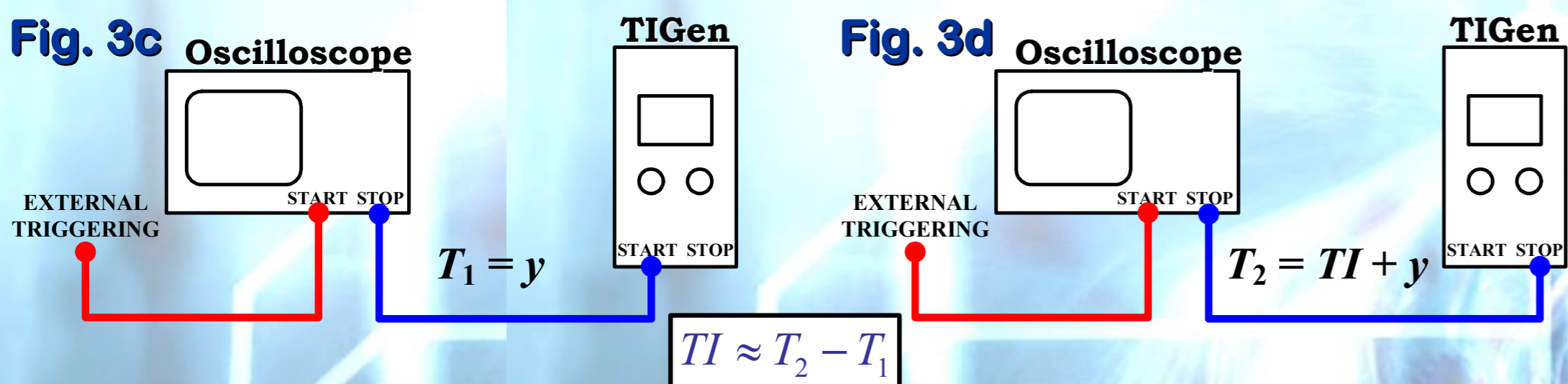
The results of measurements of cable delays, presented in the Figs. 2a and 2b, were obtained by participants of the **project #828** and showed a big discrepancy following different shapes of pulse signals used for delays measurements.

Cable delay is not well-defined measured quantity. The results are not comparable.

THE APPLIED METHODS DURING THIS PILOT COMPARISON

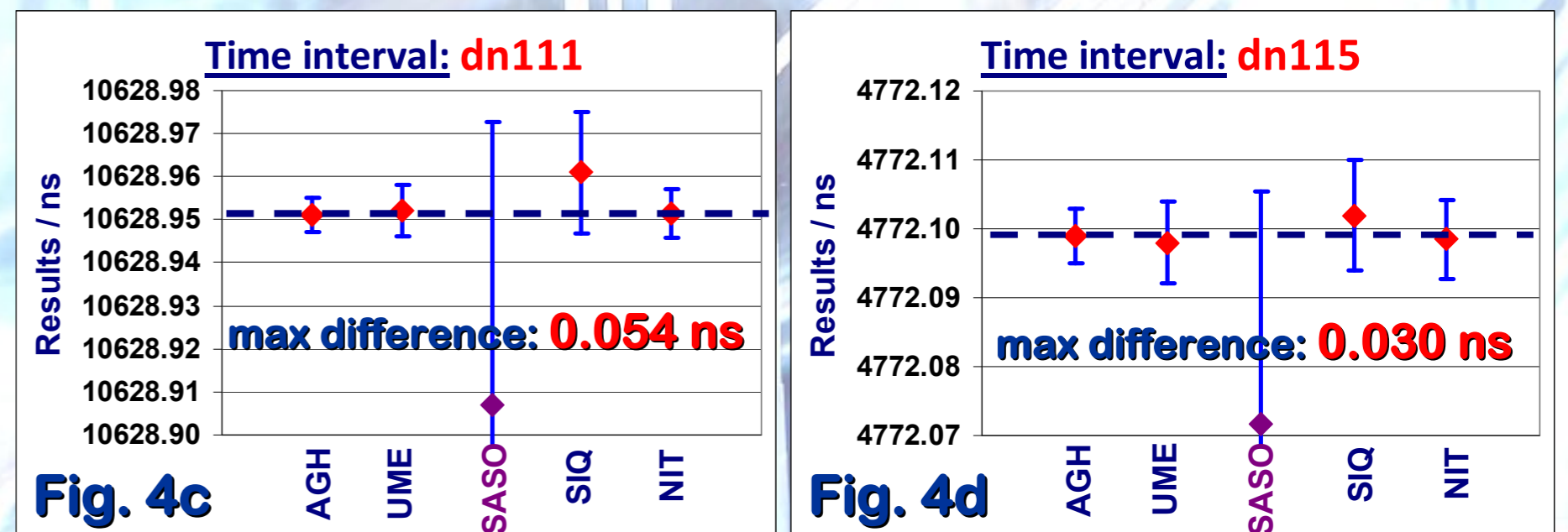
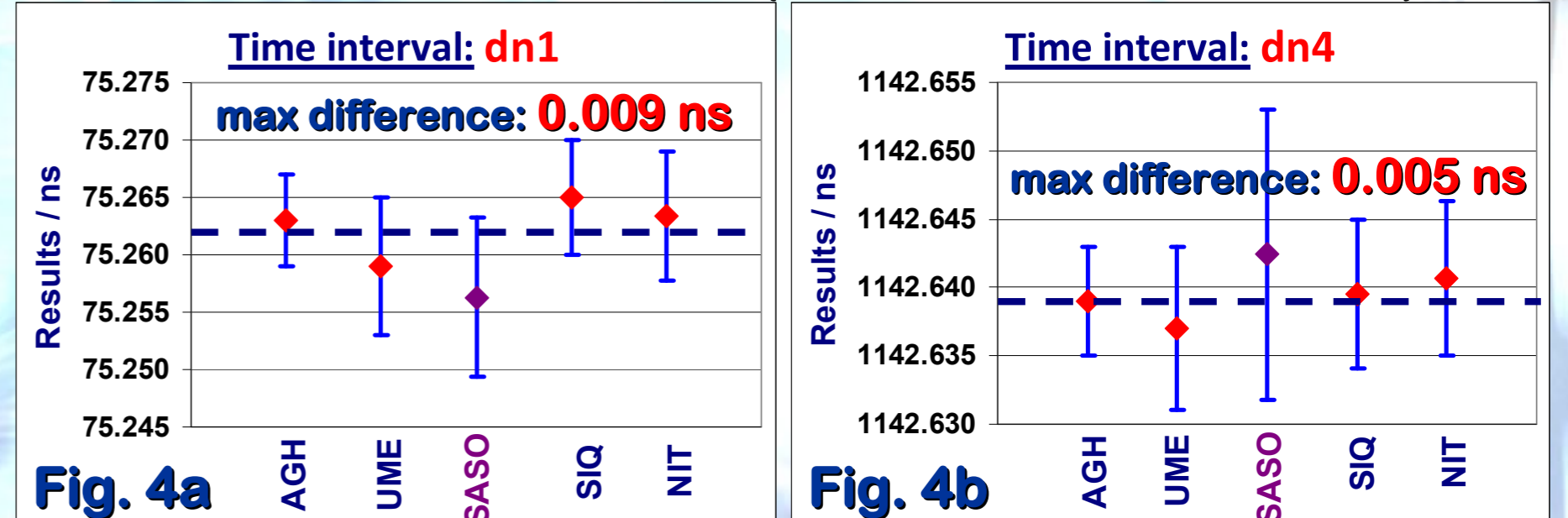


I. TWO CONSEQUITIVE SERIES OF MEASUREMENTS: IN NORMAL CONFIGURATION (Fig. 3a) AND WITH REPLACED THE CABLES BETWEEN THE START AND STOP OUTPUTS OF TIGen (Fig. 3b)



II. TWO CONSEQUITIVE SERIES OF MEASUREMENTS BETWEEN THE EXTERNAL TRIGGERING SIGNALS AND STOP SIGNALS TAKEN FROM THE START OUTPUT OF TIGen (Fig. 3c) AND THE STOP OUTPUT OF TIGen (Fig. 3d)

THE OBTAINED RESULTS (FOR TIs FROM TIGen)



Four time intervals: dn1, dn4, dn111 and dn115 (from about 70 ns to about 11 μ s) were measured. The obtained results are shown in Fig. 4 a-d. The observed differences between results do not exceed **54 ps**, even for the longest measured time interval. But, if we omitt the SASO results because of higher uncertainty caused by the lack of external reference input during measurements, these **differences are not greater than 10 ps only.**

DEGREE OF EQUIVALENCE

	dn1	dn4	dn111	dn115
AGH	0.275	-0.026	-0.139	0.122
UME	-0.589	-0.392	0.116	-0.125
SASO	-0.909	0.326	-0.678	-0.805
SIQ	0.668	0.093	0.697	0.438
NIT	0.239	0.325	0.037	-0.040

$$E_n = \frac{\tau_x - \tau_{\text{weighted_mean}}}{\sqrt{U_x^2 - U_{\text{weighted_mean}}^2}}$$

U weighted mean = 3 ps

$|E_n| \leq 1$ All results are consistent with the weighted mean.

ACCOMPANIED TIC MEASUREMENTS

UME_SR620	$\tau_{TIC} - \tau_{\text{weig_mean_osc}} \approx$ from -69 ps to +23 ps
SASO_SR620	$\tau_{TIC} - \tau_{\text{weig_mean_osc}} \approx$ from -2 ps to +46 ps
SIQ_53230A	$\tau_{TIC} - \tau_{\text{weig_mean_osc}} \approx$ from +2 ps to +26 ps
NIT_53230A	$\tau_{TIC} - \tau_{\text{weig_mean_osc}} \approx$ from -8 ps to +21 ps

CONCLUSIONS

TIGen is ready for Time Interval Supplementary Comparison:

- about **3 ps** of assigned expanded uncertainty of the travelling standard
- **127 different Time Intervals** between 1 pps outputs (from c. 20 ns to 12 μ s)
- **good stability and reproducibility** of generated Time Intervals.

High speed oscilloscopes can achieve single ps absolute accuracy of TI measurements.